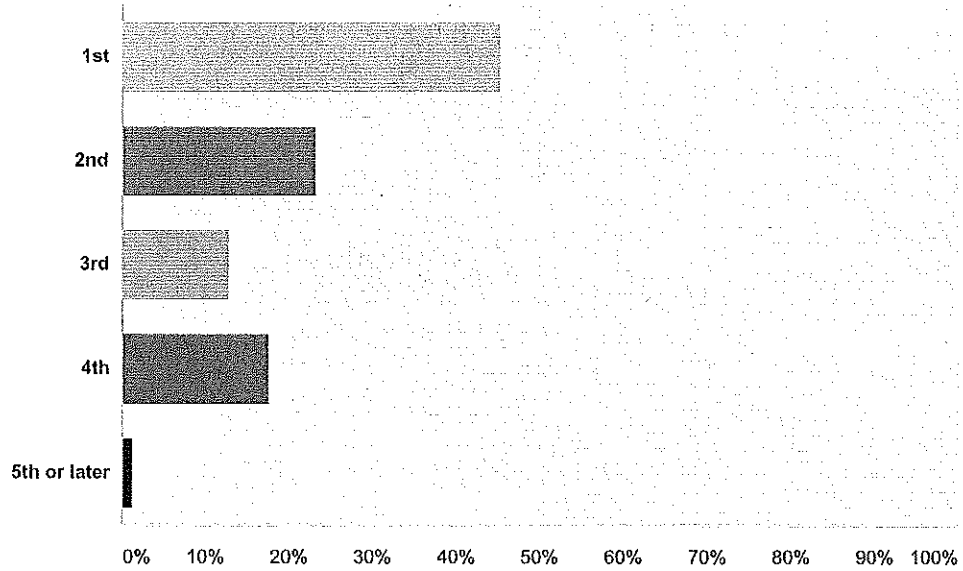


Southwestern College Parent Survey

Q1 What academic year is your student?

Answered: 86 Skipped: 0

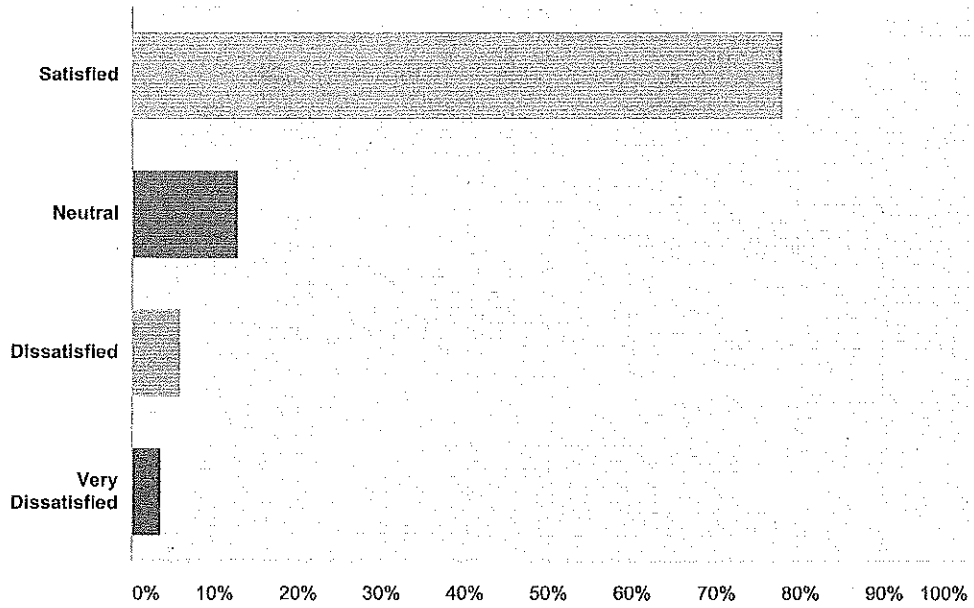


Answer Choices	Responses	
1st	45.35%	39
2nd	23.26%	20
3rd	12.79%	11
4th	17.44%	15
5th or later	1.16%	1
Total Respondents: 86		

Southwestern College Parent Survey

Q2 How satisfied are you with your student's experience at Southwestern?

Answered: 86 Skipped: 0

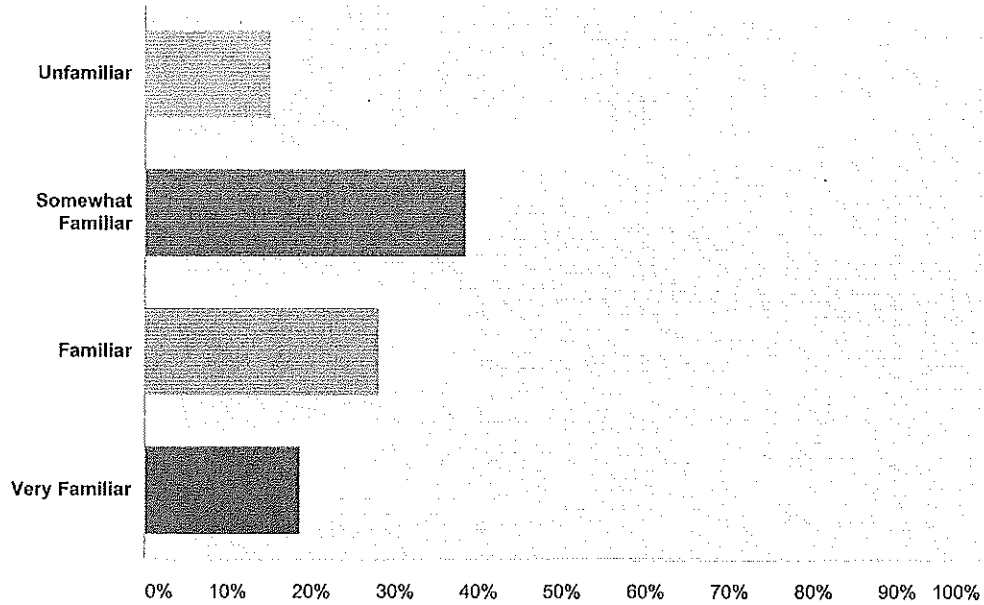


Answer Choices	Responses
Satisfied	77.91% 67
Neutral	12.79% 11
Dissatisfied	5.81% 5
Very Dissatisfied	3.49% 3
Total	86

Southwestern College Parent Survey

Q3 How familiar are you with the college's policies regarding the sharing of confidential information, including information about your child's grades, records of disciplinary proceedings, and health records?

Answered: 86 Skipped: 0

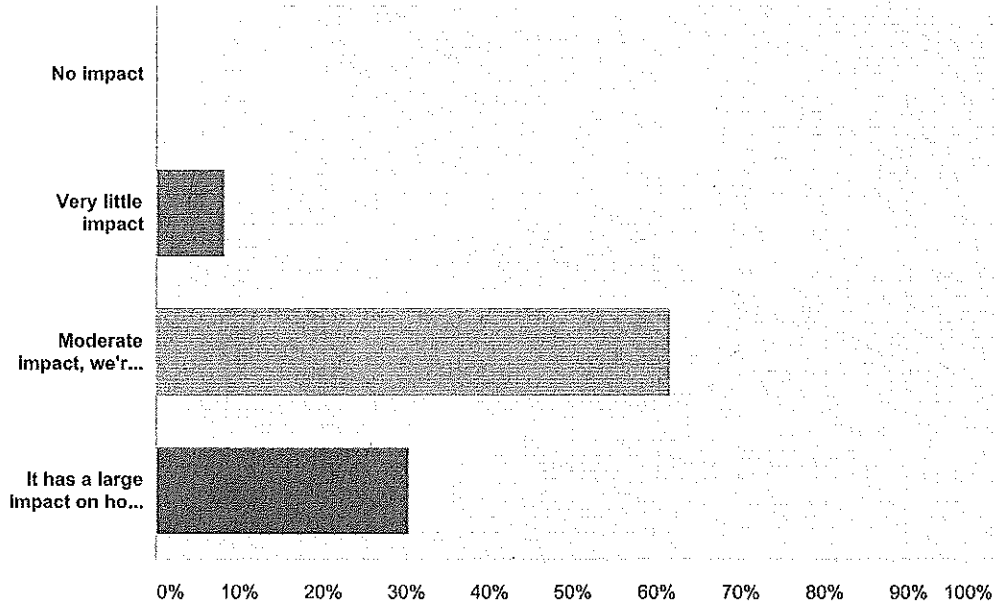


Answer Choices	Responses	
Unfamiliar	15.12%	13
Somewhat Familiar	38.37%	33
Familiar	27.91%	24
Very Familiar	18.60%	16
Total		86

Southwestern College Parent Survey

Q4 How has paying for your child's education impacted your family?

Answered: 86 Skipped: 0

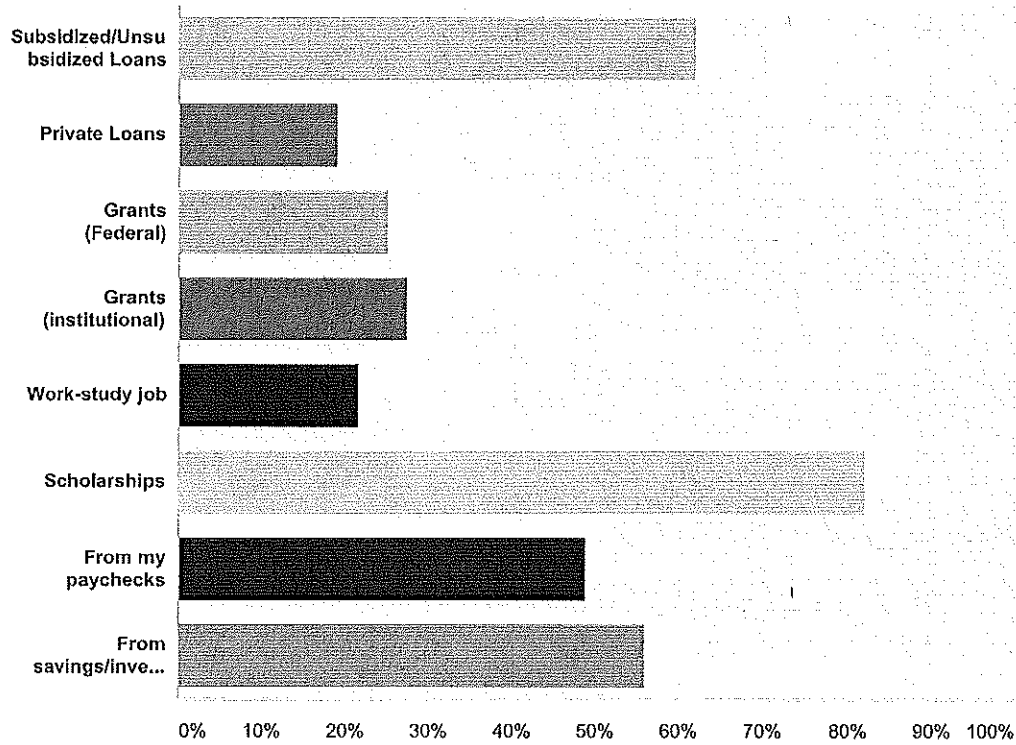


Answer Choices	Responses
No impact	0.00% 0
Very little impact	8.14% 7
Moderate impact, we're managing it	61.63% 53
It has a large impact on how we're living and spending	30.23% 26
Total	86

Southwestern College Parent Survey

Q5 How exactly are you paying for your child's education? (Check all that apply)

Answered: 84 Skipped: 2



Answer Choices	Responses
Subsidized/Unsubsidized Loans	61.90% 52
Private Loans	19.05% 16
Grants (Federal)	25.00% 21
Grants (institutional)	27.38% 23
Work-study job	21.43% 18
Scholarships	82.14% 69
From my paychecks	48.81% 41
From savings/investments	55.95% 47
Total Respondents: 84	

#	Other (please specify)	Date
1	He is paying for his education	11/25/2011 12:32 PM
2	Our daughter is paying for most of it.	11/22/2011 6:31 PM
3	My Son is paying for his college with student loans & scholarship benefits	11/22/2011 10:13 AM

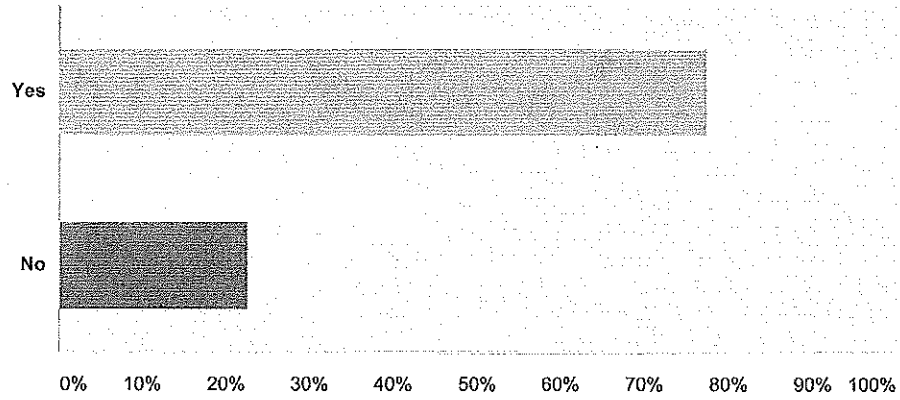
Southwestern College Parent Survey

4	2nd job	11/22/2011 9:23 AM
5	and from our pay check also	11/21/2011 4:26 PM
6	Parent Loan	11/21/2011 2:25 PM
7	We are taking care of the rest on our own.	11/21/2011 2:24 PM
8	My child's personal savings.	11/20/2011 8:19 PM

Southwestern College Parent Survey

Q6 Do you feel that Southwestern effectively involves parents in the school community?

Answered: 84 Skipped: 2

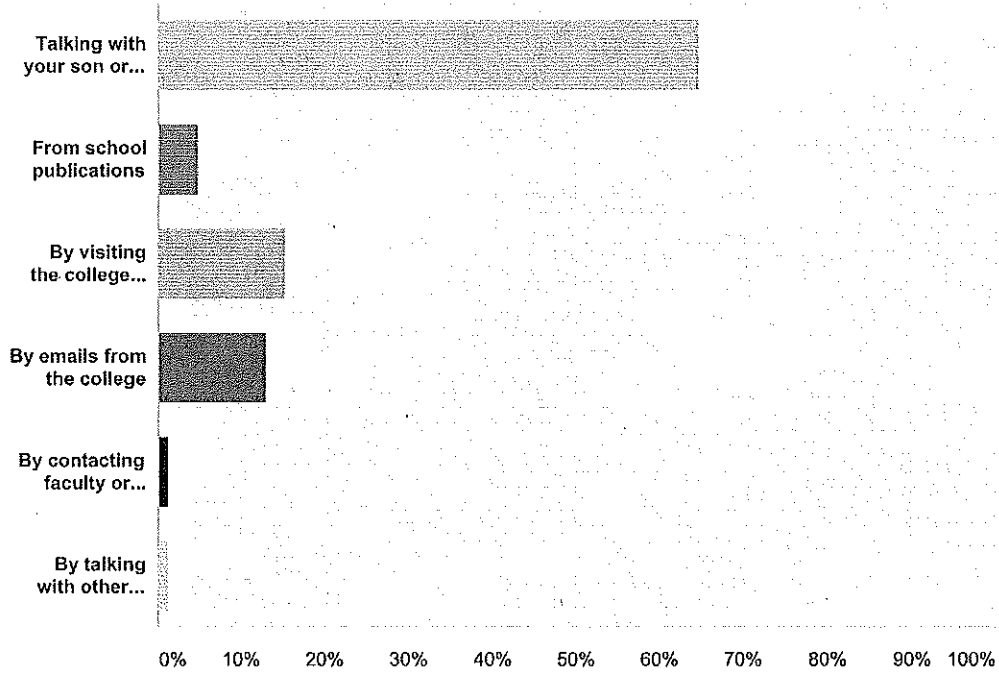


Answer Choices	Responses	
Yes	77.38%	65
No	22.62%	19
Total		84

Southwestern College Parent Survey

Q7 How do you receive information regarding the college?

Answered: 85 Skipped: 1




Answer Choices	Responses	
Talking with your son or daughter	64.71%	55
From school publications	4.71%	4
By visiting the college website	15.29%	13
By emails from the college	12.94%	11
By contacting faculty or administration	1.18%	1
By talking with other parents	1.18%	1
Total		85

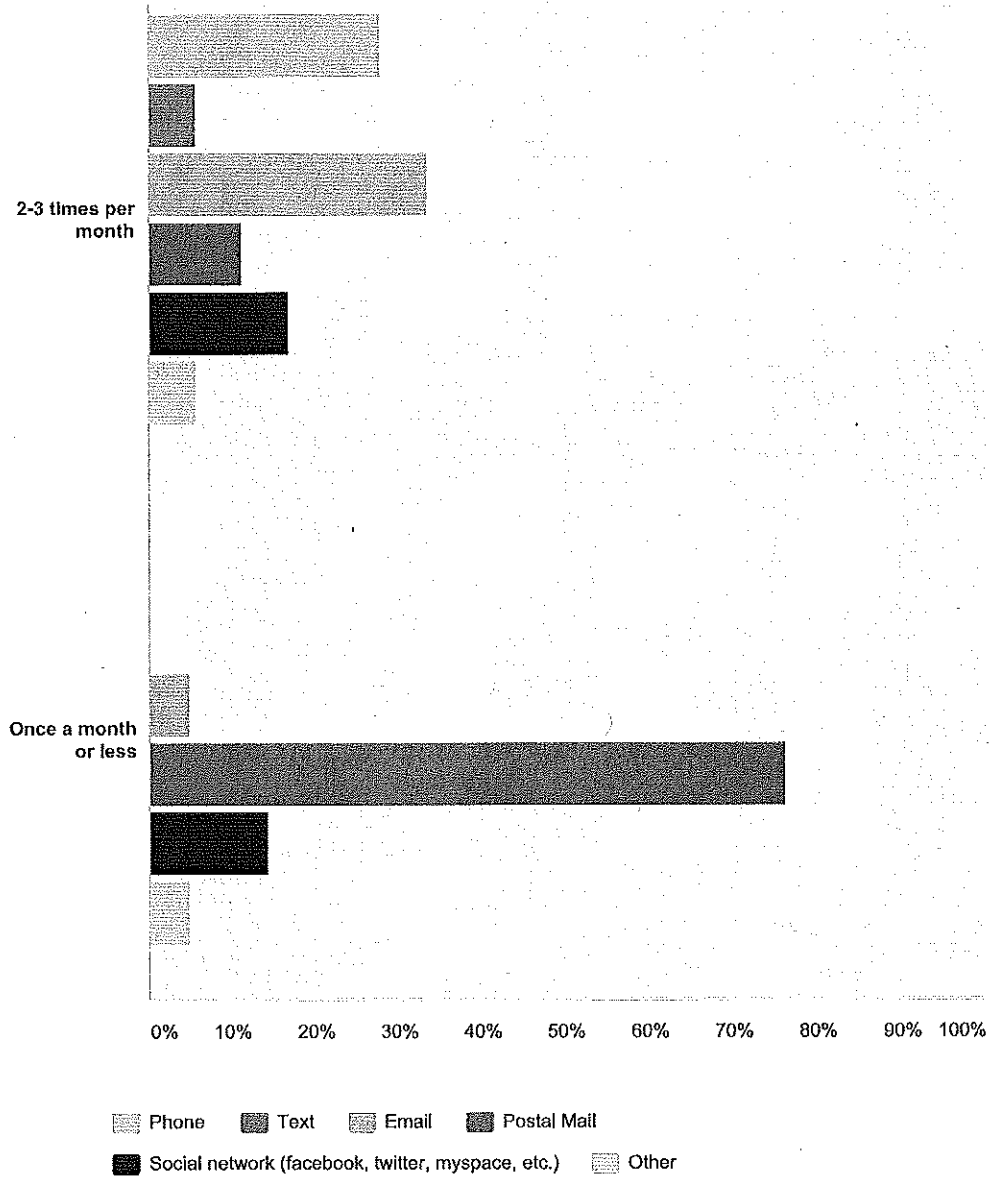
Southwestern College Parent Survey

Q8 How often do you communicate with your student and in what way?

Answered: 86 Skipped: 0



Southwestern College Parent Survey

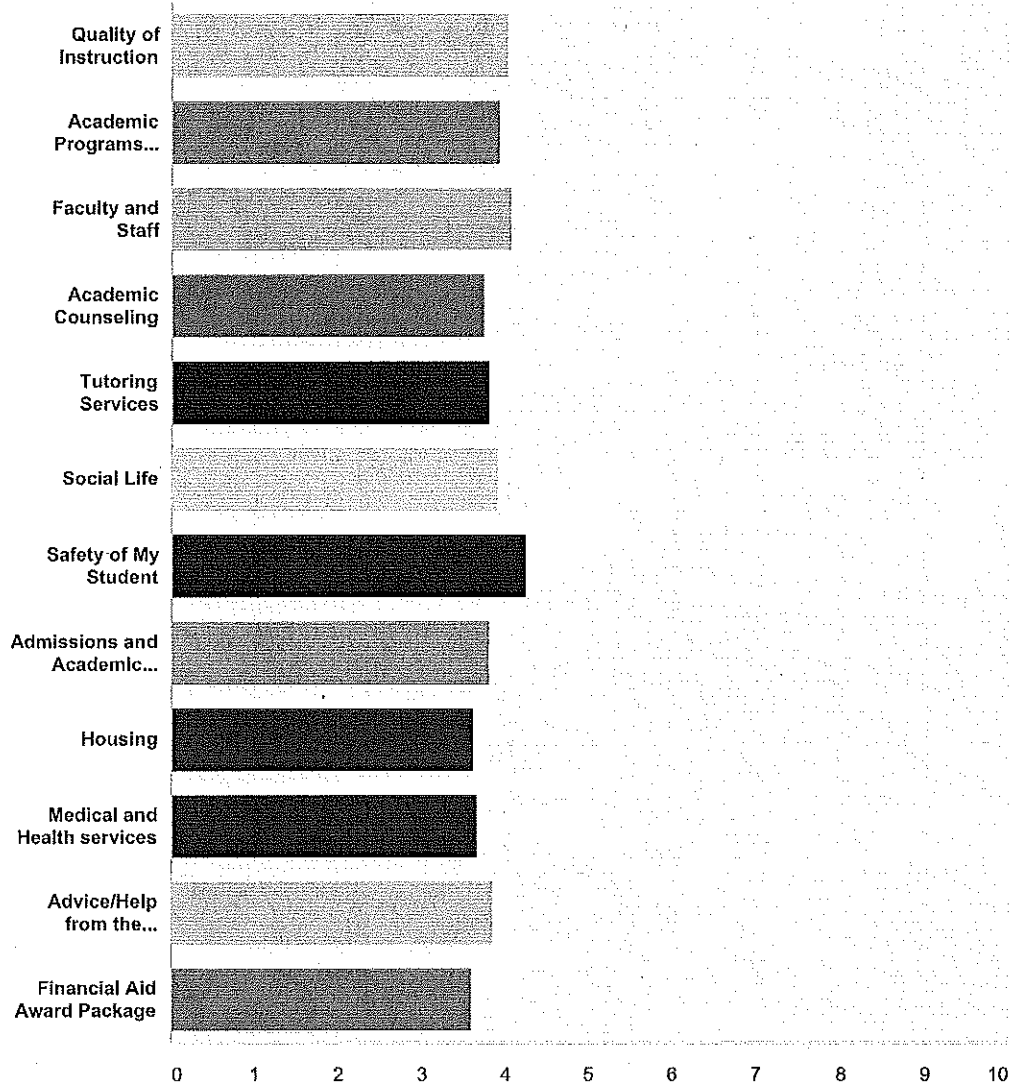


	Phone	Text	Email	Postal Mail	Social network (facebook, twitter, myspace, etc.)	Other	Total
Daily	30.23% 13	48.84% 21	4.65% 2	0.00% 0	11.63% 5	4.65% 2	43
2-3 times per week	37.70% 23	42.62% 26	4.92% 3	0.00% 0	11.48% 7	3.28% 2	61
Once weekly	37.84% 14	16.22% 6	13.51% 5	2.70% 1	24.32% 9	5.41% 2	37
2-3 times per month	27.78% 5	5.56% 1	33.33% 6	11.11% 2	16.67% 3	5.56% 1	18
Once a month or less	0.00% 0	0.00% 0	4.76% 1	76.19% 16	14.29% 3	4.76% 1	21

Southwestern College Parent Survey

Q9 As a parent, how satisfied are you with the following aspects of the college:

Answered: 86 Skipped: 0



	Very Dissatisfied	Dissatisfied	Moderate	Satisfied	Very Satisfied	Total	Weighted Average
Quality of Instruction	0.00% 0	2.33% 2	18.60% 16	53.49% 46	25.58% 22	86	4.02
Academic Programs Offered	0.00% 0	3.49% 3	22.09% 19	52.33% 45	22.09% 19	86	3.93
Faculty and Staff	0.00% 0	2.35% 2	16.47% 14	51.76% 44	29.41% 25	85	4.08
Academic Counseling	2.44% 2	7.32% 6	24.39% 20	46.34% 38	19.51% 16	82	3.73

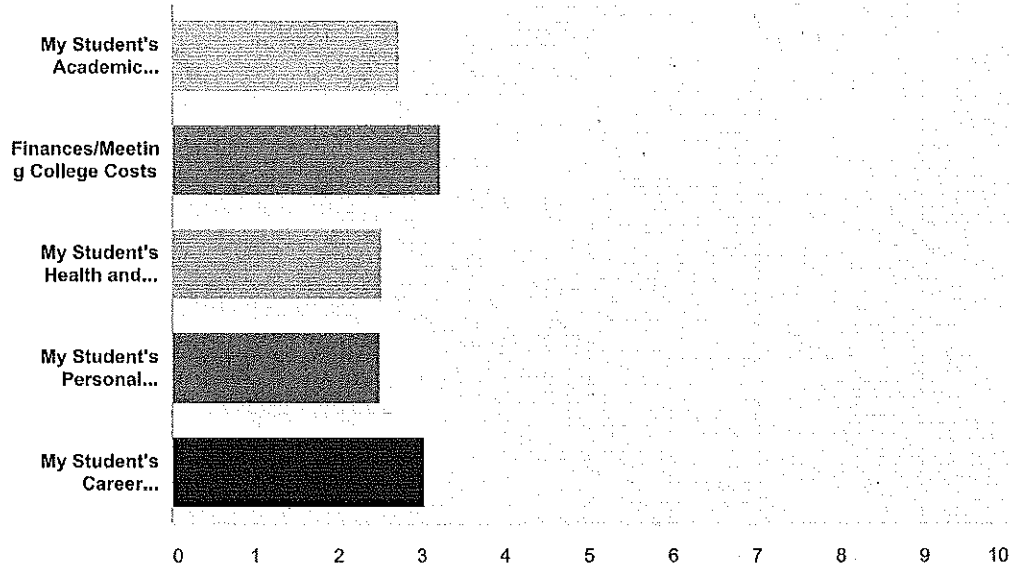
Southwestern College Parent Survey

Tutoring Services	0.00% 0	2.60% 2	33.77% 26	45.45% 35	18.18% 14	77	3.79
Social Life	1.19% 1	2.38% 2	26.19% 22	45.24% 38	25.00% 21	84	3.90
Safety of My Student	0.00% 0	2.38% 2	11.90% 10	46.43% 39	39.29% 33	84	4.23
Admissions and Academic Advising	2.38% 2	7.14% 6	23.81% 20	40.48% 34	26.19% 22	84	3.81
Housing	5.95% 5	8.33% 7	26.19% 22	36.90% 31	22.62% 19	84	3.62
Medical and Health services	1.25% 1	7.50% 6	35.00% 28	37.50% 30	18.75% 15	80	3.65
Advice/Help from the Financial Aid Office	3.57% 3	8.33% 7	23.81% 20	28.57% 24	35.71% 30	84	3.85
Financial Aid Award Package	3.70% 3	14.81% 12	25.93% 21	29.63% 24	25.93% 21	81	3.59

Southwestern College Parent Survey

Q10 Please indicate how concerned you are about each of the following:

Answered: 85 Skipped: 1



	Not concerned	Least concerned	Concerned	Very concerned	Total	Weighted Average
My Student's Academic Performance	20.00% 17	20.00% 17	28.24% 24	31.76% 27	85	2.72
Finances/Meeting College Costs	8.33% 7	7.14% 6	39.29% 33	45.24% 38	84	3.21
My Student's Health and Safety	29.41% 25	20.00% 17	21.18% 18	29.41% 25	85	2.51
My Student's Personal Relationships/Social Life	27.06% 23	18.82% 16	32.94% 28	21.18% 18	85	2.48
My Student's Career Preparation and Planning	9.52% 8	20.24% 17	28.57% 24	41.67% 35	84	3.02

#	Other (please specify)	Date
1	Serious need for freshman social activities.	12/1/2011 9:39 PM
2	Religious Growth	11/29/2011 6:18 PM
3	Cost for tuition, playing time with team	11/22/2011 9:19 AM
4	financial concerns for next year	11/21/2011 4:26 PM
5	condition of boys' dorm	10/1/2011 11:20 AM